

General information of the Borneo range:

This piece of furniture was manufactured according to traditional methods out of recycled oak wood and oak veneer. Oak wood is a particularly durable kind of foliage wood, which has had an age-long appeal in our interiors. In Particular, the thin grain, the flame design and the varied colour shades provide the furniture with a sound and warm appearance.

The piece of furniture has been hand-made specifically to give it an authentic 'used' look. Sides and corners have been rounded and the surface is slightly bowed and irregular so a handcrafted effect is created. The combination of this treatment and traditional metal accents emphasize the unique character of the piece. These special manual treatments make the furniture unique and can result in slight variations in size and/or colour between the pieces.

Characteristics of the Borneo range:

The wood, used for your furniture, is a unique product of nature that in the country of origin, after careful selection, is processed in a traditional way. Its characteristics are unique in every way: not one piece of wood is equal in shape, structure or colour. That is why variations in colour shade are inevitable within each piece of furniture. Wind cracks, hairline cracks, roughness and the presence of big and small knots are the result of years of growth and originality. In time the furniture will obtain a lighter and more warm colour through use and exposure to light. Colour differences in comparison to showroom models are therefore to be expected. Your piece of furniture has been finished with furniture oil. Furniture oil offers the wood a limited protection. It accentuates the grain and gives the furniture a richer appearance. Because the oil treatment provides limited protection, you are advised to remove any spillage immediately with a dry cloth or tissue until the surface is dry.

Maintenance of the Borneo range:

For normal maintenance of your piece of furniture always use a soft cloth. When necessary you can use a damp cloth to clean the furniture. Afterwards always dry the furniture with another cloth. To keep the finishing optimal, please oil the furniture twice a year. Always consult your store before treatment and follow the maintenance product instructions advised by your store.

Recommendations for Borneo range:

- Wood expands and shrinks under the influence of air humidity, the so-called "working of the wood". In order to prevent excessive shrinking and expanding of the wood, the air humidity should ideally be kept between 40% and 60%. Especially in the colder months the indoor air humidity decreases due to decreased ventilation and central heating. Therefore we advise you to fit your central heating radiators with filled water reservoirs.
- It is normal that through the working of wood discolored edges are visible on the side panels and tops. This is a direct result of the construction of the furniture and cannot be avoided. To fix/correct these discolored edges to the original color, you can contact the store to request a correction marker.
- To prevent unnecessary pressure on the connections of the furniture, please place the furniture on an even surface.
- Do not put the furniture near a heat source or in direct sunlight.
- We advise you not to put the furniture in the direct surroundings of an air-conditioning unit.
- When moving the furniture, it is advisable to empty units before lifting them. Dragging could cause damage to both furniture and floor.
- We advise you to use coasters/mats beneath hot pans, plates and glassware to protect the surface of the furniture. Make sure they do not contain plasticizers, it can damage the finishing.
- Any spillages should be removed immediately with a dry cloth or tissue till the surface is dry.
- It is advisable to move any surface decoration, especially for the first year to prevent local discoloring.
- It is advisable to protect the surface of the furniture when writing, drawing etc. to prevent possible damage.

- To avoid possible damages to the floor, we advise you to put plastic caps or felt on the legs of the furniture.
- It is possible that the characteristic smell of the wood may be noticeable for a while, especially in the first weeks. Additional ventilation can speed-up the process.
- Please note that our furniture is guaranteed for indoor domestic use only.

Specific recommendations for tables:

- It is advisable to initially use an extendable table in its extended position to avoid possible colour variations.
- The tabletop may expand or shrink in width or height in response to changes in air humidity. The tabletop can then protrude or be recessed in width or height in relation to the table legs (see picture). This is a natural phenomenon and does not affect the structural solidity of the furniture.

•

Specific recommendations for chests:

- If the chest doors are equipped with 'magnet catchers', they can usually be adjusted in order to facilitate opening the doors.
- We urgently recommend installing some type of 'fall' protection for all tall furniture for reasons of safety. This will prevent the furniture from tilting and/or falling forward. This can be done by installing 1 or 2 brackets above the furniture piece (available at any home improvement centre) by mounting them with a plug and screw of sufficient size onto the wall. Make sure to pre-drill the wood to prevent splitting.
- If your cabinet doors are made of solid wood, extreme fluctuations in humidity levels might cause them to warp slightly. If this happens, we recommend leaving the doors open for a while. As the humidity level stabilizes, they will return to their original shape.
- Standard weight indication (if needed): for equal weight (loads):
Maximum allowable weight for wood shelves is 20 kg.
Maximum allowable weight for glass shelves is 10 kg.
Maximum allowable weight per drawer is 10 kg.



This line has a “recycled” look. Therefore cracks and (oil) spots are deliberately created. No items will be similar. Spots and cracks are no reason for complaint.



This line has a “recycled” look. Therefore cracks and (oil) spots are deliberately created. No items will be similar. Spots and cracks are no reason for complaint.



Due to recycled look color range goes from dark to light Big difference in color is accepted.



Wood grain, grooves are filled/colored with a special for this line chosen grey/blue color paste.



These spots are part of aging , recycled look. No reason for complaint.



Cracks are inevitable and characteristic for the recycle look.



Due to recycled look color range goes from dark to light Big difference in color is accepted. Spots and cracks are part of "recycled" look.



Wood grain, grooves are filled/colored with a special for this line chosen grey/blue color paste.



Wood grain, cracks and grooves are filled/colored with a special for this line chosen grey/blue color paste.



Wood grain, cracks and grooves are filled/colored with a special for this line chosen grey/blue color paste.



Wood grain, cracks and grooves are filled/colored with a special for this line chosen grey/blue color paste. Cracks can be partly open to emphasize the recycled character of this line.



Wood grain, cracks and grooves are filled/colored with a special for this line chosen grey/blue color paste. Cracks can be partly open to emphasize the recycled character of this line.



Wood grain, cracks and grooves are filled/colored with a special for this line chosen grey/blue color paste. Cracks can be partly open to emphasize the recycled character of this line.



Wood grain, cracks and grooves are filled/colored with a special for this line chosen grey/blue color paste. Cracks can be partly open to emphasize the recycled character of this line.



Wood grain, cracks and grooves are filled/colored with a special for this line chosen grey/blue color paste. Cracks can be partly open to emphasize the recycled character of this line.



Wood grain, cracks and grooves are filled/colored with a special for this line chosen grey/blue color paste. Cracks can be partly open to emphasize the recycled character of this line.



Wood grain, cracks and grooves are filled/colored with a special for this line chosen grey/blue color paste. Cracks can be partly open to emphasize the recycled character of this line.



Rough open knot , only colored inside is done deliberately. No reason for complaint.



Rough open knot or crack , only colored inside is done deliberately. No reason for complaint.



Rough open knot , only colored inside is done deliberately. No reason for complaint.



These kind of spots are emphasized by oil to achieve the required recycled look.



Rough open knot , only colored inside is done deliberately. No reason for complaint.



Rough knot , filled inside with grey/blue filler is done deliberately. No reason for complaint.



These kind of spots are emphasized by oil to achieve the required recycled look.



Rough knot partly open and partly filled inside with grey/blue filler is done deliberately. No reason for complaint.



Rough knot partly open and partly filled inside with grey/blue filler is done deliberately. No reason for complaint.



Wood grain, cracks and grooves are filled/colored with a special for this line chosen grey/blue color paste.



Wood grain, cracks and grooves are filled/colored with a special for this line chosen grey/blue color paste.



Wood grain, cracks and grooves are filled/colored with a special for this line chosen grey/blue color paste.



Wide range of shades is accepted, oil wipes and dark planks are used on purpose.



Wide range of shades is accepted, oil wipes and dark planks are used on purpose.



Wide range of shades is accepted, oil wipes and dark planks are used on purpose.



Wide range of shades is accepted, oil wipes and dark planks are used on purpose.




Wide range of shades is accepted, oil wipes and dark planks are used on purpose.



Wide range of shades is accepted, oil wipes and dark planks are used on purpose.



These kind of spots are emphasized by oil to achieve the required recycled, used look.



Wide range of shades is accepted, oil wipes and dark planks are used on purpose.



Wide range of shades is accepted, oil wipes and dark planks are used on purpose.



Metal detail on mirror, handcraft, rough look.



Wide range of shades is accepted, oil wipes and dark parts are used or created on purpose.



Wide range of shades is accepted, oil wipes and dark parts are used or created on purpose.



Wide range of shades is accepted, oil wipes and dark planks or parts are used on purpose.



Wide range of shades is accepted, oil wipes and dark planks or parts are used on purpose.



Metal drawer grip.



Sapwood can occur and is no reason for complaint.



Sapwood can occur and is no reason for complaint. It is inevitable and characteristic for this kind of wood. It deviates from general color.



Sapwood can occur and is no reason for complaint. It is inevitable and characteristic for this kind of wood. It deviates from general color.



Sapwood can occur and is no reason for complaint. It is inevitable and characteristic for this kind of wood. It deviates from general color.



Closed extension table.



Opened extension table, make sure it is opened completely before unfolding the extension part.



After unfolding both sides should be slid together and locked with loch on bottom top.



After unfolding both sides should be slid together and locked with loch on bottom top.




Metal key.



Metal key plate.



Hinge on door.



Metal Hinge for door.



Key door lock



Doorlock sliding.



Metal grip on drawer.




Metal drawer guides.
NON soft closing.



Metal grip on glass door.



Wheel for easy sliding of sliding door.



Lock for sliding door, when unlocked, you will be able to remove the door.



Shelf support with silicon cap to avoid damage.



LED light



Foot switch and plug.



Hook to hang mirror on wall . make sure correct plugs and screws are used for your type of wall. Different kinds need different plugs/screws.



Info sticker , how to use the extension part of table. Not following this info my cause damage to table. Damages will show if they are due to not following the information.




Metal sliding rails for extension table.



Catcher for lock of inlay. White bolt id to balance inlay compared to top.



Lock to fix inlays when opened.



Grip for easy opening of folded inlay.



Plastic Block for correct height of inlay.



Soss hinge to allow the inlays to fold.



Positioning dowels for correct extension of the table.



Bolts for assembly of the legs.



Knots can be filled with matching filler. To reach the required "recycle" look the knots can also be kept open.



Knots can be filled with matching filler. To reach the required "recycle" look the knots can also be kept open.



Knots can be filled with matching filler. To reach the required "recycle" look the knots can also be kept open.



Knots can be filled with matching filler. To reach the required "recycle" look the knots can also be kept open.



Knots can be filled with matching filler. To reach the required "recycle" look the knots can also be kept open.



Knots can be filled with matching filler. To reach the required "recycle" look the knots can also be kept open.



Knots can be filled with matching filler. To reach the required "recycle" look the knots can also be kept open.